



## Instructions for Providing Access Codes to the Family Portal (cont.)

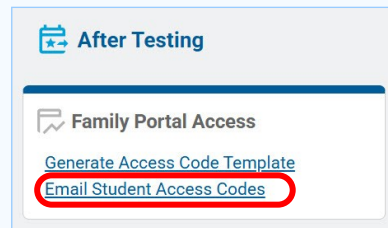
### Step 4

To use the template, download the file and fill in the **Send Access Code to This Email Address** column.

Last Name	First Name	FLEID	Birth Date	Access Code	Send Access Code to This Email Address
Student	Demo	FL202440000192	07022012	d47f68	
Student	Demo	FL202440000195	07022012	049454	

### Step 5

Then, navigate to **Email Student Access Codes** in TIDE. Drag and drop the file or click **Choose File** to upload the file, then click **Next**.




#### Email Student Access Codes

Use this page to generate an extract of Student Access Codes and email them to parents/guardians. [More Info](#)

- 1 Upload Find a file
- 2 Preview Preview upload
- 3 Validate Fix errors
- 4 Receive Confirmation All done

##### Step 1: Upload File



Drag & drop a file to upload

**Choose File**

**Template**

The format of your data is important. Use a template to get started.

**Download Template**

**History**

View a history of uploads to this page.

**History**

**Next**

### Step 6

The access code (along with a link to the Family Portal) will be emailed to the corresponding email address in the file.

Please note: The email will contain a link to view the access code. The link expires after 7 days.

**From:** DoNotReply@cambiumast.com  
**Sent:** Wednesday, July 23, 2025 1:00 PM  
**To:** Family@email.com  
**Subject:** (Florida Statewide Assessments Family Portal) Access Code For Your Student

Hello,

This automated email contains an Access Code to use when logging in to the Florida Statewide Assessments Family Portal to view your student's test results.

First Name: D\*\*\*\*\*  
Last Name: S\*\*\*\*\*  
Birth Date: 070220\*\*


Access Code Link: [Click Here](#) (please note: this link will expire in 7 days)  
Navigate to <https://fl-familyportal.cambiumast.com> and log in using your student's information and the Access Code given in this email.

This email was sent by request of UserFirstName UserLastName User@district.edu.

Schools should send the student's unique access code, date of birth, and first name as it appears in TIDE to the student's family by a secure communication method.

Families need to follow these steps to log in to the Family Portal:

1. Go to: <https://fl-familyportal.cambiumast.com>
2. Enter the following to sign in to the Family Portal:
  - The student's unique access code
  - The student's date of birth
  - The student's first name



FLORIDA DEPARTMENT OF  
**EDUCATION**  
fldoe.org

## Family Portal

### Enter your student's information

All fields are required.

**Access Code:**

**Date of Birth:**

**First Name:**

By signing in you accept and agree to the [Terms of Use](#).

**SIGN IN**