


Summer 2025: Overview

Optional, Curated i-Ready Lessons for Rising 1st–8th Graders

What's Available This Summer?

Miami-Dade County Public Schools is offering **optional, self-paced i-Ready Math and Reading lessons** for students entering grades 1–8 in the 2025–2026 school year.

- **10 Reading Lessons**
- **10 Math Lessons**

 These lessons are **strategically selected** to reinforce skills that students learned during the previous school year and help students prepare for the next grade level. Once completed, no additional lessons will be assigned. If a student does not pass the first attempt at a lesson, i-Ready will automatically reassign the lesson for a second attempt.

Note: Students enrolled in the 3rd Grade Summer Reading Camp and ESOL students in grades 6–8 attending the Smart Start Teen – Newcomer Language Camp will receive a separate set of i-Ready Reading lessons. Those programs will provide guidance directly to participating students and families.

Important Dates

- **June 6 – June 8, 2025:** i-Ready will not display any lessons while My Path and teacher-assigned lessons from the 2024–2025 school year are cleared, and the curated summer lessons are added.
- **June 9 – July 25, 2025:** A limited set of curated Math and Reading lessons will be available for students.
- **After July 30, 2025:** i-Ready will be **temporarily locked** to prepare for the new school year. Students will regain access when they return to school in August.

Accessing i-Ready through Clever over the Summer

1. Go to www.clever.com
2. Select "Log in as Student"
3. Type in the school name or click on the button that says, "District Username / Password."
4. Log in using the same credentials used for the Dadeschools Portal
5. Click the **i-Ready** icon

Tracking Progress

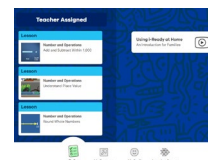
 Students can use **printable lesson logs** to track their progress offline.

 Progress can be viewed in i-Ready under the **My Progress** section on the student dashboard.

Support

 **Families should contact their child's school directly if they need to:**

- Confirm school-specific summer expectations for using i-Ready
- Ask questions about how to access i-Ready over the summer
- Get guidance tailored to their child's needs



	Username:	Password:		
Date	Lesson Name	Score % Go to: My Progress	Time on Task	Parent's Initials
Reading				
	Break Up Words with Continuous Sounds			
	Break Up Words with Stop Sounds			
	Add Beginning Sounds to Make Words			
	Substitute Middle Vowel Sounds to Make Words			
	High Frequency Words: Lesson 13			
	Working with Words: 15			
	Working with Words: 23			
	Find the Main Topic			
	Connect Words and Pictures in a Text			
	Connect Words and Pictures in a Story			
Mathematics				
	Practice: Count up to 10 Objects in Rows or Arrays			
	Count up to 10 Objects in Different Arrangements			
	Make Groups of Up to 10 Objects			
	Add Within 5			
	Subtract Within 5			
	Practice: Add and Subtract Within 5			
	Add Within 10			
	Subtract Within 10			
	Practice Add and Subtract Within 10, Part 1			
	Number Partners for 8 and 9			

Each lesson varies in time and a score will not be available until a student completes the lesson



	Username:	Password:		
Date	Lesson Name	Score % Go to: My Progress	Time on Task	Parent's Initials
Reading				
	Blend Words with Digraphs, Trigraphs, Blends			
	Break Up Words with Digraphs, Trigraphs, Blends			
	Changing y to i with Endings -es, ed			
	Bossy- r Vowels er ir, ur			
	High Frequency Words: Lesson 20			
	Working with Words: 24			
	Describe Connections Between Events			
	Describe Settings			
	Retell Stories			
	Find the Main Topic			
Mathematics				
	Identify Teen Numbers			
	Build Teen Numbers			
	Practice: Identify Two-Digit Numbers			
	Add Multiples of Ten to Multiples of Ten			
	Subtract Multiples of Ten from Multiples of Ten			
	Add Multiples of Ten to Any Two-Digit Number			
	Make a Ten to Add			
	Make a Ten to Subtract			
	Fluently Add and Subtract Within 10			
	"Take from Start Unknown" Word Problems			

Each lesson varies in time and a score will not be available until a student completes the lesson

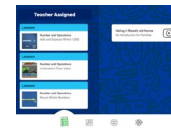


	Username:	Password:		
Date	Lesson Name	Score % Go to: My Progress	Time on Task	Parent's Initials
Reading				
	Reading Multisyllabic Words with Prefixes dis-, mis-,			
	Reading Multisyllabic Words with Suffixes -less, -ful			
	High-Frequency Words: Lesson 37			
	Working with Words: 20			
	Working with Words: 23			
	Identify the Central Idea			
	Describe Connections Between Historical Events			
	Determine Word Meanings			
	Explain How Images Support Text			
	Connect Words and Pictures			
Mathematics				
	Add by Breaking Apart Two-Digit Numbers			
	Add within 100 on Number Lines, Part 1			
	Subtract within 100 on Number Lines			
	Add to Subtract within 100 on Number Lines			
	Understand Hundreds, Tens, and Ones			
	Use Hundreds, Tens, and Ones			
	Practice: Use Hundreds, Tens, and Ones			
	Add or Subtract 10 or 100			
	Solve Two-Step Problems			
	Add Using Arrays			



	Username:	Password:		
Date	Lesson Name	Score % Go to: My Progress	Time on Task	Parent's Initials
Reading				
	Reading Multisyllabic Words with Two Suffixes			
	Reading Multisyllabic Words with a Prefix and a Suffix			
	Reading Multisyllabic Words That Divide Between a Vowel and a Consonant			
	Determine Word Meanings Using Context Clues 1			
	Ask Questions About Key Ideas in an Informational Text			
	Recounting a Story			
	Ask Questions About Stories			
	Understanding Historical Texts			
	Text Features			
	Information from Words and Pictures			
Mathematics				
	Multiply by Multiples of 10			
	Understand What a Fraction is			
	Model Fractions			
	Fractions on a Number Line, Part 1			
	Practice: Use Place Value to Add within 1,000			
	Practice: Use Place Value to Subtract within 1,000			
	Practice: Add and Subtract Within 1,000, Part 1			
	Practice: Add and Subtract Within 1,000, Part 2			
	Understand Division, Part 1			
	Add and Multiply to Find Area			

Each lesson varies in time and a score will not be available until a student completes the lesson



	Username:	Password:		
Date	Lesson Name	Score % Go to: My Progress	Time on Task	Parent's Initials
Reading				
	Determine Word Meanings Using Context Clues 1			
	Determine Word Meanings Using Suffixes -ive and -age			
	Determine Word Meanings Using Roots aud and spect			
	Inferences About Informational Texts			
	Inferences in a Story			
	Building Sentence Comprehension: Replaced Words and Ideas in Literature			
	Finding the Theme of a Story			
	Summarizing Literary Text			
	Analyzing Accounts of the Same Topic			
	Evaluating Arguments in an Informational Text			
Mathematics				
	Practice: Multiply Two-Digit Numbers			
	Divide Whole Numbers, Part 1			
	Divide Whole Numbers, Part 2			
	Find Equivalent Fractions			
	Use a Benchmark to Compare Fractions			
	Add Fractions with Like Denominators			
	Decompose Fractions			
	Practice: Add and Subtract Mixed Numbers			
	Fractions as Tenths and Hundredths			
	Understand and Model Decimals			

Each lesson varies in time and a score will not be available until a student completes the lesson



	Username:	Password:		
Date	Lesson Name	Score % Go to: My Progress	Time on Task	Parent's Initials
Reading				
	Determine Word Meanings Using Suffixes -al and -ity			
	Using Details to Support Inferences in a Literary Text			
	Theme of a Poem			
	Summarizing a Story			
	Understanding Historical Texts			
	Understanding Scientific Texts, Part 1			
	Comparing and Contrasting Characters			
	Unfamiliar Words			
	Analyzing Accounts of the Same Topic			
	Understanding Supporting Evidence			
Mathematics				
	Multiplying Whole Numbers			
	Divide by Two-Digit Numbers, Part 2			
	Add Decimals			
	Subtract Decimals			
	Fractions Addition with Unlike Denominators			
	Practice: Mixed Number Addition and Subtraction			
	Multiply a Decimal by a Whole Number			
	Multiply a Whole Number by a Fraction			
	Divide a Whole Number by a Fraction			
	Practice: Multiply and Divide Unit Fractions			

Each lesson varies in time and a score will not be available until a student completes the lesson



	Username:	Password:		
Date	Lesson Name	Score % Go to: My Progress	Time on Task	Parent's Initials
Reading				
	Building Sentence Comprehension: Identifying Replaced Words and Ideas in Informational Texts			
	Identifying the Theme			
	Identifying the Central Idea			
	Summarizing: Literary Text			
	Analyzing Development of Events			
	Analyzing Word Choice			
	Identifying Word Meaning			
	Analyzing Compare and Contrast Text Structure			
	Determining Author's Purpose			
	Comparing Stories and Poems			
Mathematics				
	Divide Whole Numbers Using the Standard Algorithm			
	Divide Decimals Using the Standard Algorithm			
	Divide Fractions: Use an Algorithm			
	Understand Ratio Concepts			
	Understand Unit Rate			
	Solve Problems with Ratios and Unit Rates			
	Solve Problems with Percent			
	Write and Solve Addition Equations			
	Write and Solve Multiplication Equations			
	Analyze Two-Variable Relationships			

Each lesson varies in time and a score will not be available until a student completes the lesson



	Username:	Password:		
Date	Lesson Name	Score % Go to: My Progress	Time on Task	Parent's Initials
Reading				
	Citing Evidence: Literary Text			
	Building Sentence Comprehension: Identifying Replaced Words and Ideas in Informational Texts			
	Citing Evidence: Informational Text			
	Analyzing Development of Central Ideas			
	Analyzing How Story Elements Interact			
	Analyzing Interactions in Informational Text			
	Determining Word Meaning: Literary Text			
	Determining Word Meaning: Informational Text			
	Analyzing Poetic Elements and Structure			
	Building Sentence Comprehension: Understanding Informational Texts About Preparing for Space			
Mathematics				
	Practice: Strategies to Add and Subtract Rationals			
	Practice: Multiply and Divide Integers			
	Practice: Multiply and Divide Rationals			
	Express Rational Numbers as Decimals			
	Understand Proportional Relationships			
	Write Equations for Proportional Relationships			
	Practice: Proportional Relationships			
	Solve Multi-Step Equations, Part 2			
	Write and Solve Multi-Step Equations			
	Solve Problems with Inequalities			

Each lesson varies in time and a score will not be available until a student completes the lesson

Students can use offline printable Lesson Logs to track their progress. Families can also monitor and celebrate student progress by regularly reviewing the i-Ready "My Progress" page with the student. A map and prompts are provided below as a helpful resource.

i-Ready Student Dashboard

1 My Progress:



Direct your student to the My Progress section to see all their lesson stats.

2 Time-On-Task:

- How much time has your student spent on lessons this week?

3 Lessons Passed:

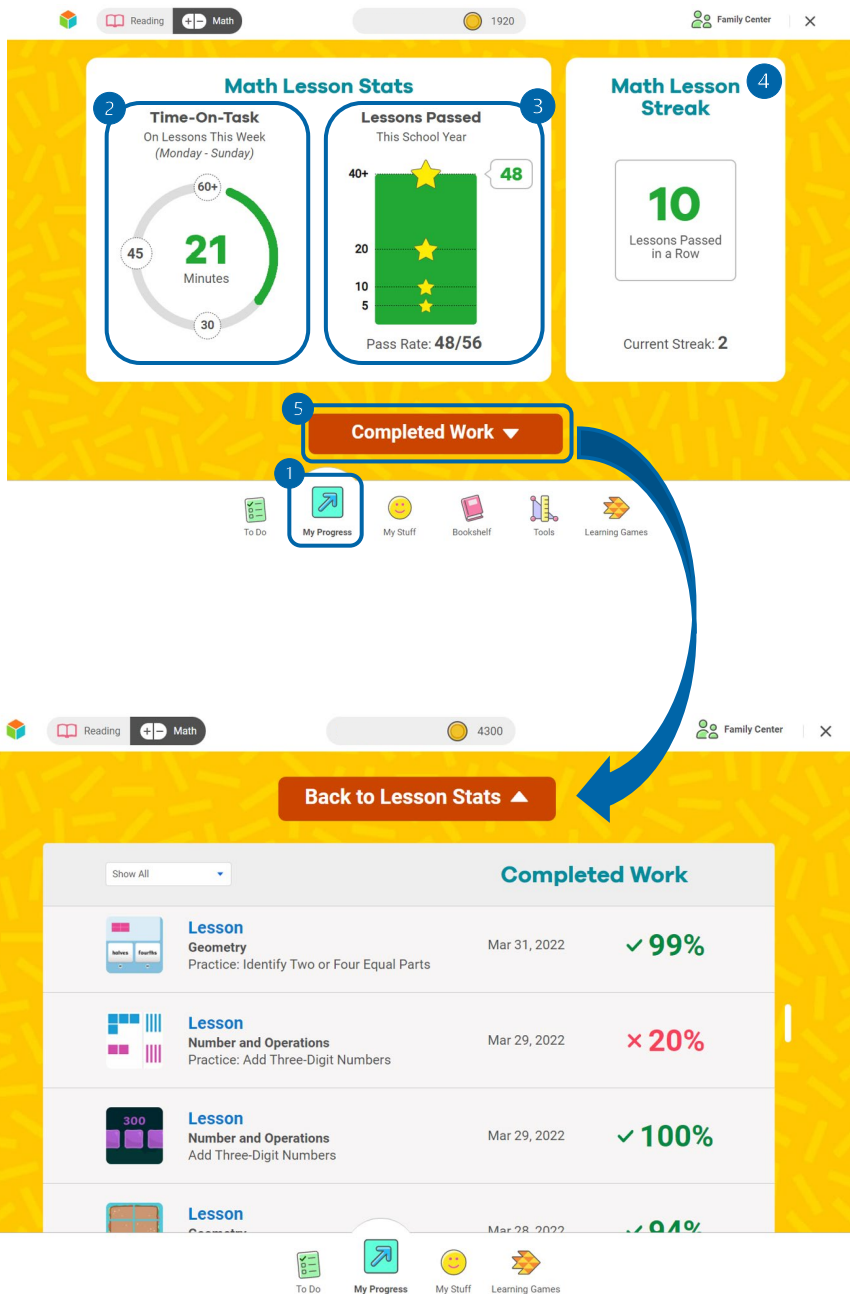
- How many lessons has your student passed?
- How did this number change from last week?

4 Lesson Streaks:

- What is the greatest number of lessons your student has passed in a row this school year?
- How many lessons has your student passed in a row most recently (i.e., current streak)?

5 Completed Work:

See how your student has done on each lesson.





M-DCPS: Accessing i-Ready for Summer 2025

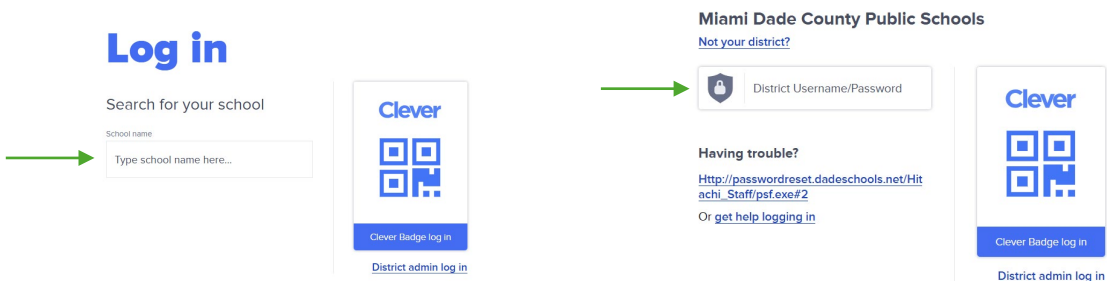
How to Login

The i-Ready icon can be found on the student's Clever portal, under the section titled "Summer eLearning Toolbox."

1. To access the Clever portal directly, students can go to <https://www.clever.com> and select "Log in as Student."

Log in as a student

2. Type in the school name or click on the button that says, "District Username / Password."



3. Next, students will enter their district-assigned username and password.

4. Finally, click on the i-Ready icon.

